

ICOC Exhibit 4.4
April 22, 2009

Proposition S Monthly Controls Status Report
April 2009

San Diego Unified School District
Facilities Planning and Construction Division

All Data as of March 31, 2009

Proposition S Fund and Costs-to-Date Overview

Initial Funding and Costs-to-Date

Fast Start Projects

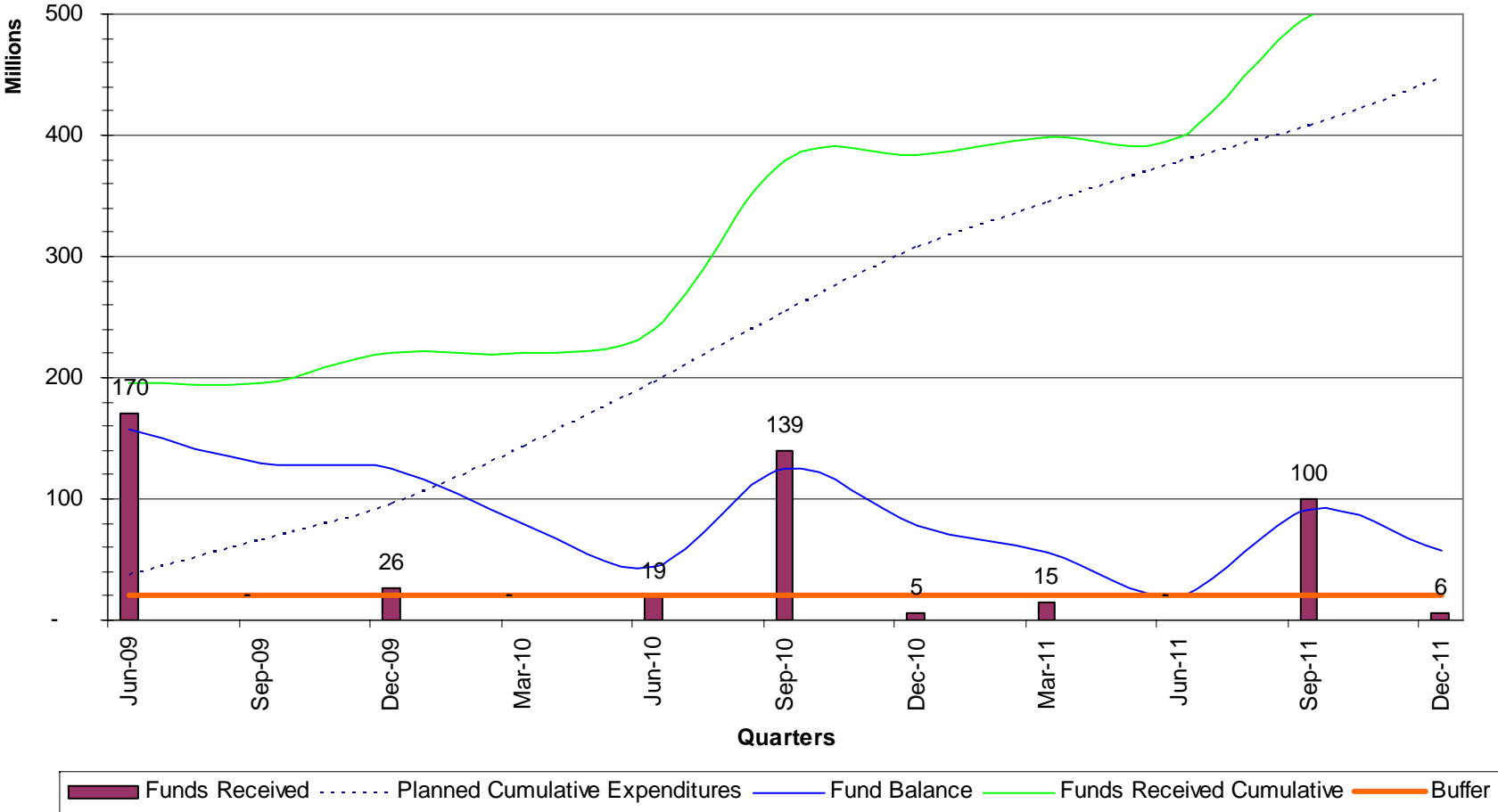
- 2006—\$10M of Proposition MM State Matching Funds was approved for “Fast-Start Projects”
- Expenditures: \$10M
 - Fast-Start Whole Site Modernization Projects - \$5.5M
 - Career Technical Education / Overcrowding Relief Grant Projects - \$4.5M

Initial Proposition S Expenditures (November 4, 2008 to April 30, 2009)

- Interim funding required to bridge the gap from passing of bond measure until receipt of initial bond proceeds
- Use of up to \$15M of Proposition MM State Matching Funds was approved
- Expenditures: \$4.4M to be transferred to Proposition S Fund via Journal Voucher prior to fiscal-year end

Challenge: Match Planned Expenditure Rate against Planned Revenues and maintain a positive cash-flow:

**3-Year Cash Flow Plan
Proposition S Planned Bond Sale Proceeds vs. Planned Expenditures**



- Solution: 1. Design projects but delay awarding contracts unless funds are available.
 2. Maintain a \$20M “buffer” reserve to keep cash-flow positive.**

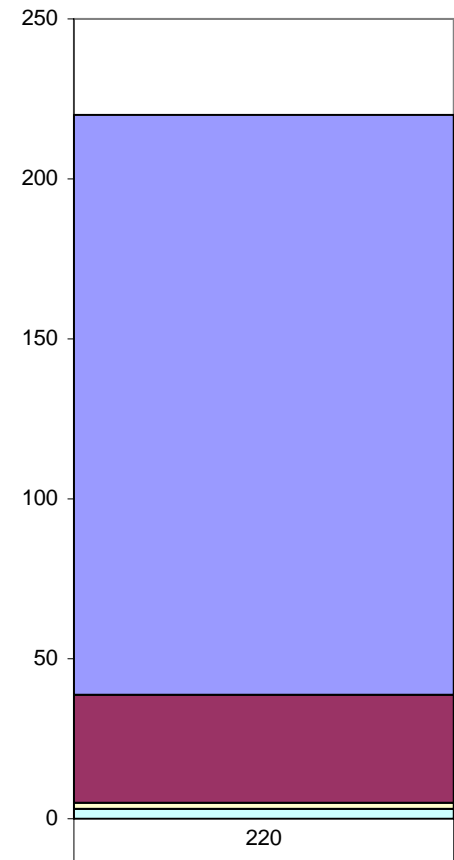
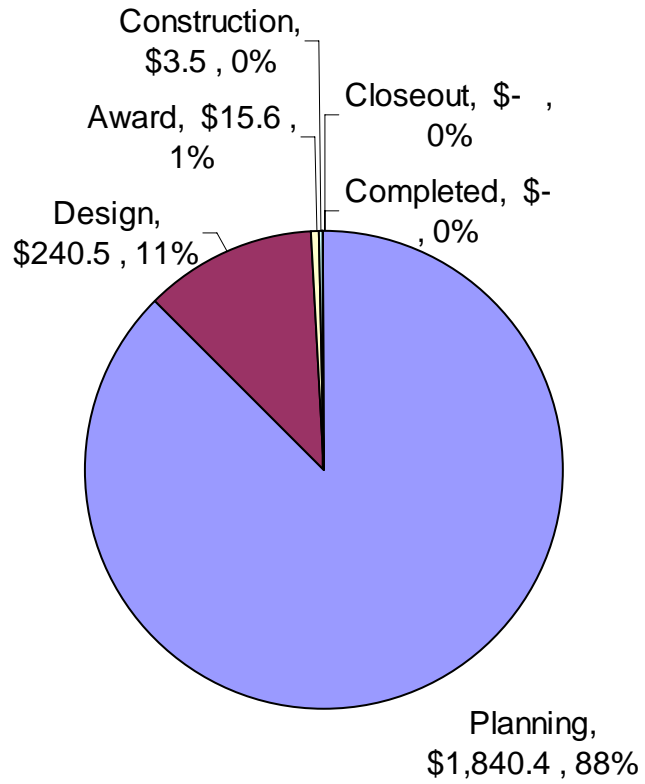
Example: Whole Site Project Group two is shown below:

Activity Name	Projected Start Date	Projected Finish Date	2009				2010				2011				2012				2013				2014				2015	
			Q1	Q2	Q3	Q4	Q1	Q2	Q3	Q4	Q1	Q2	Q3	Q4	Q1	Q2	Q3	Q4	Q1	Q2	Q3	Q4	Q1	Q2	Q3	Q4	Q1	Q2
WSM Project Group 2	09-Apr-09	14-Mar-14																										
ORG Project A	09-Apr-09	03-Dec-12																										
Euclid ES	09-Apr-09	03-Dec-12																										
ORG Project B	09-Apr-09	02-Jan-13																										
Language Academy	09-Apr-09	02-Jan-13																										
ORG Project C	09-Apr-09	01-Feb-13																										
Zamorano ES ORG	09-Apr-09	01-Feb-13																										
ORG Project D	09-Apr-09	05-Mar-13																										
Encanto ES	09-Apr-09	05-Mar-13																										
Project #0	09-Apr-09	12-Aug-13																										
Morse HS	09-Apr-09	12-Aug-13																										
Project #1	09-Apr-09	06-May-13																										
Gompers Middle Charter @ Gompers West	09-Apr-09	06-May-13																										
Project #2	09-Apr-09	06-May-13																										
Millennial Tech @ Gompers East	09-Apr-09	06-May-13																										
Project #3	09-Apr-09	11-Oct-13																										
San Diego HS	09-Apr-09	11-Oct-13																										
Project #4	09-Apr-09	05-Jul-13																										
Pershing MS	09-Apr-09	05-Jul-13																										
Project #5	09-Apr-09	06-Aug-13																										
Hoover HS	09-Apr-09	06-Aug-13																										
Project #6	09-Apr-09	05-Sep-13																										
Audubon ES	09-Apr-09	05-Sep-13																										
Project #7	09-Apr-09	05-Sep-13																										
Hamilton ES	09-Apr-09	05-Sep-13																										
Project #8	09-Apr-09	12-Feb-14																										
Madison HS	09-Apr-09	12-Feb-14																										
Project #9	09-Apr-09	14-Mar-14																										
Henry HS	09-Apr-09	14-Mar-14																										
Project #10	09-Apr-09	10-Dec-13																										
New Dawn @ Riley	09-Apr-09	10-Dec-13																										

Bond Implementation Plan	Page 1 of 1	First Year Workplan	Technology	Construction Duration	Milestone
11-Mar-09		Planning & Architectural Design	DSA Review & Approve	Project Closeout	
© Primavera Systems, Inc.		Environmental	Bid & Award Construction Contract	DSA Site Certification	

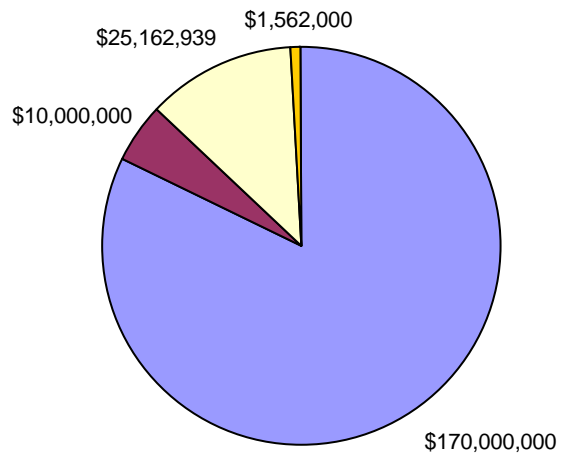
Total Program Overview

Total Program Value \$2.1B



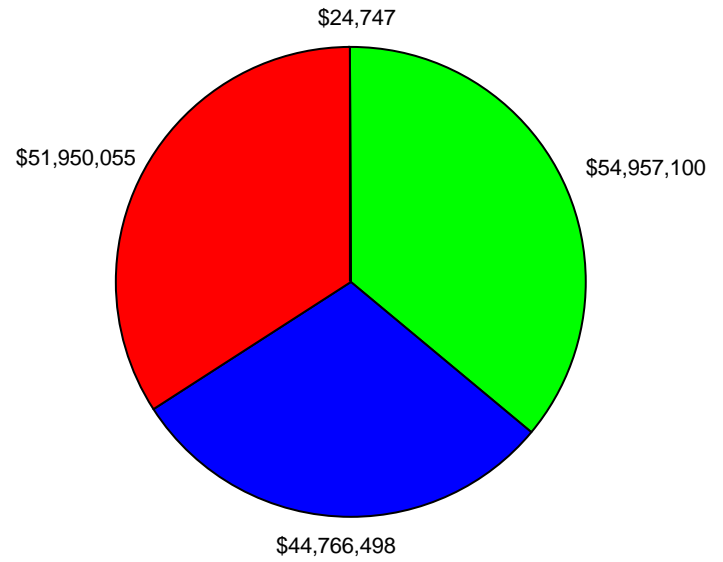
■ Planning	181
■ Design	34
■ Award	2
■ Construction	3
■ Closeout	0
■ Completed	0

**2009-10
Planned Income & Funding Sources
Total \$206,724,939**



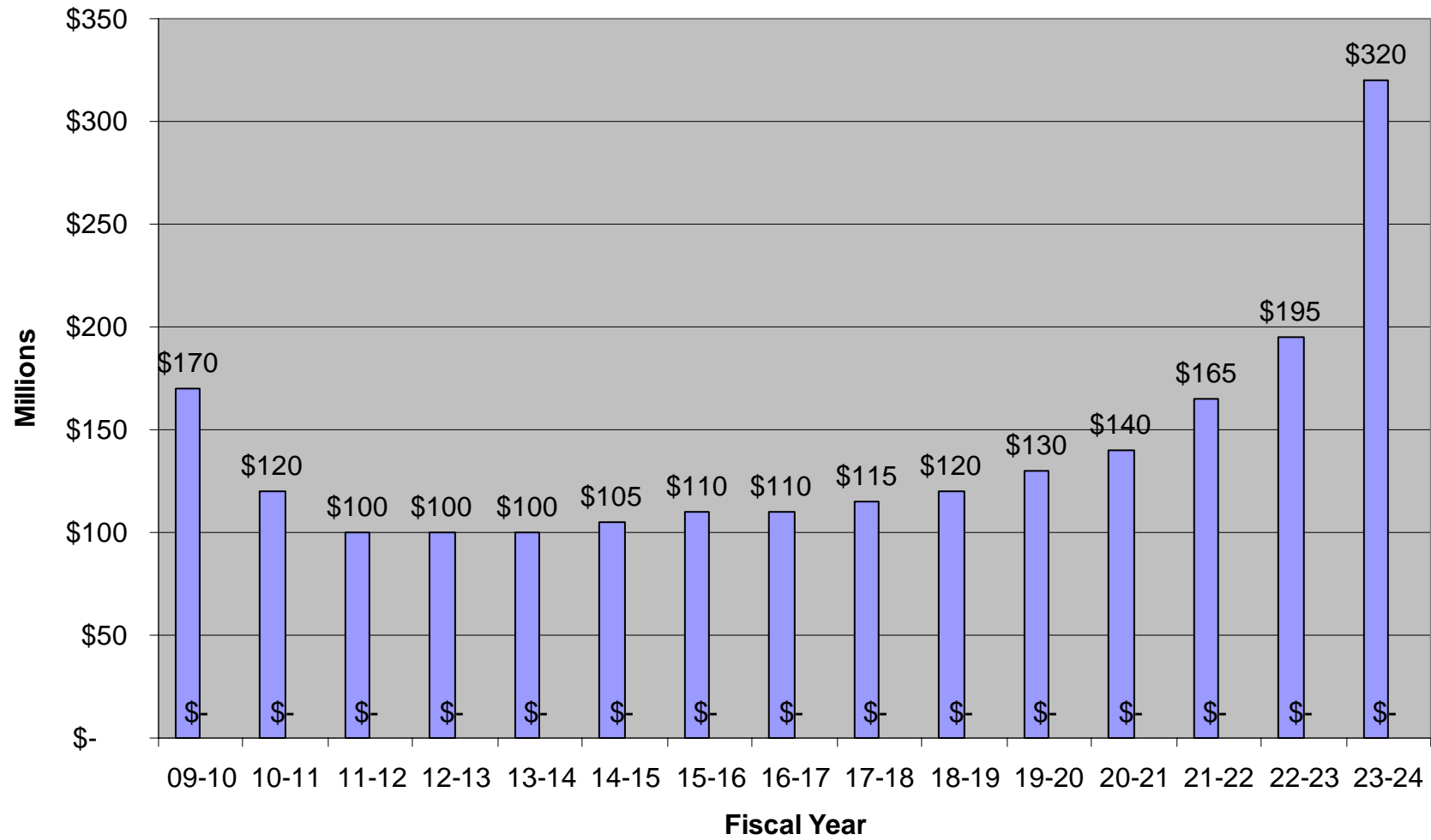
- | | |
|-------------------------|--|
| ■ Prop. S Bond Proceeds | ■ SFP for Fast-Start Projects |
| ■ Prop. S Generated SFP | ■ Emergency Repair Projects (Williams Act) |

2009-10 Planned Expenditures



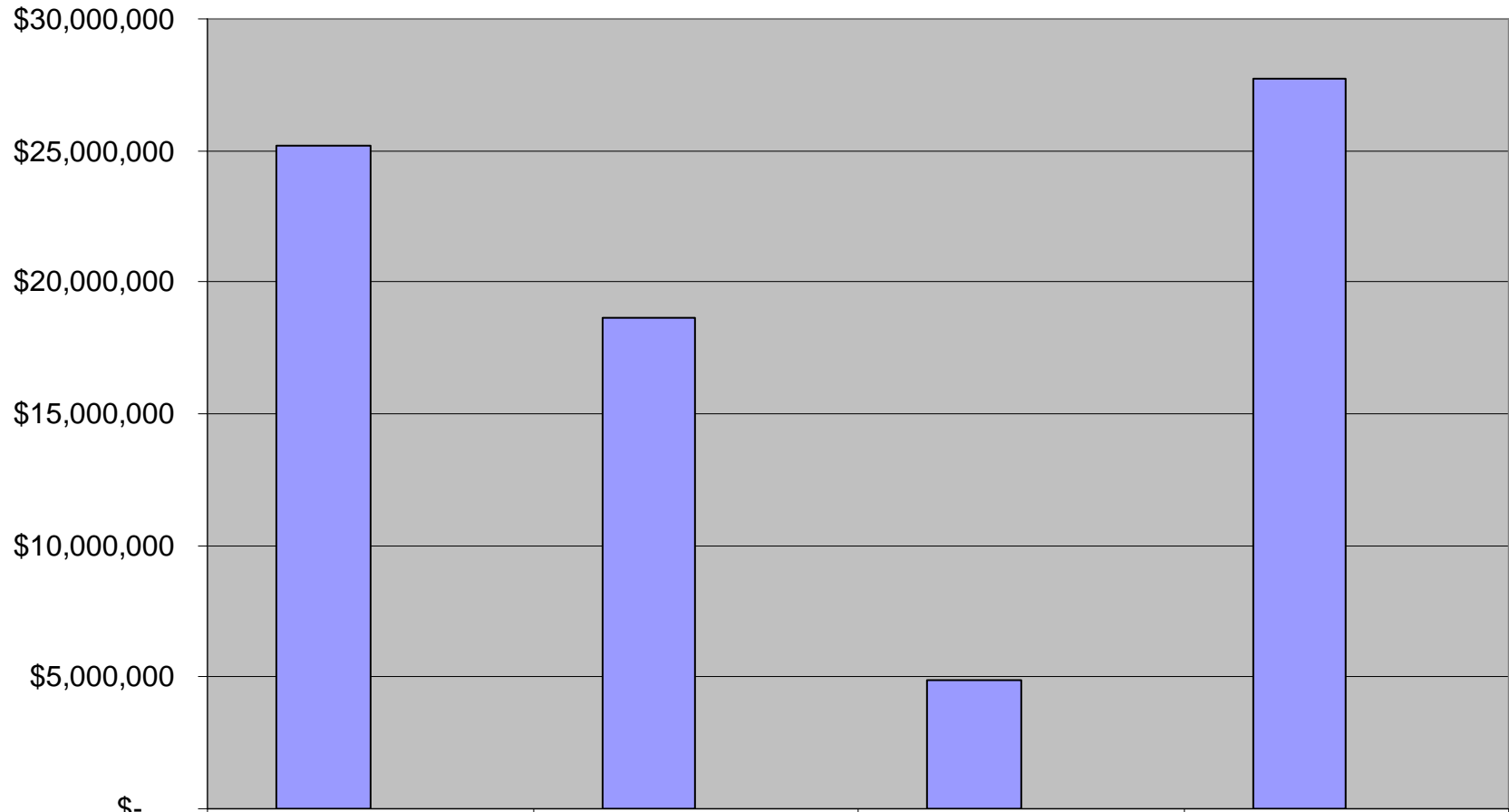
- | | |
|-----------------------|----------|
| ■ Technology Projects | ■ Design |
| ■ Construction | ■ FF&E |

Proposition S Bond Issuance Table



■ Goal
 ■ Actual

State Fund Application Goals / Actual Receipts



	2009-10	2010-11	2011-12	2012-13
■ Goal	\$25,162,939	\$18,672,761	\$4,886,914	\$27,713,419
■ Actual	\$-	\$-	\$-	\$-

Total Indicated Costs (TIC) Comparison

